




HAMPTON SQUARE SHOWER SCREEN INSTALLATION INSTRUCTIONS



1.



2.

1. Establish if the door is to open from the left or right.
Note: the door always opens out from the shower enclosure.
Fit the wall jamb cap 5–10mm in from the edge of the shower base using a spirit level to ensure the jamb cap is plumb and then fasten the jamb cap to the wall with the screws supplied.
2. Fit the return wall jamb cap to the adjacent wall using the supplied 40mm screws. Use a spirit level to ensure the jamb cap is plumb.

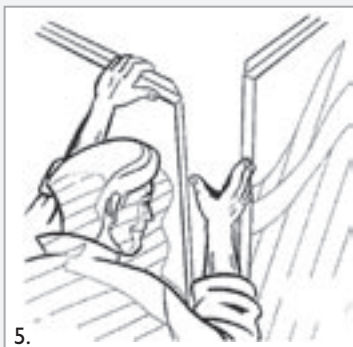


3.



4.

3. Place return panel into the wall channel.
4. Fit the shower door into the wall jamb with the fixed panel away from the return panel. On the inside of the shower, drill and screw the wall jamb and door frame together top, bottom and centre.

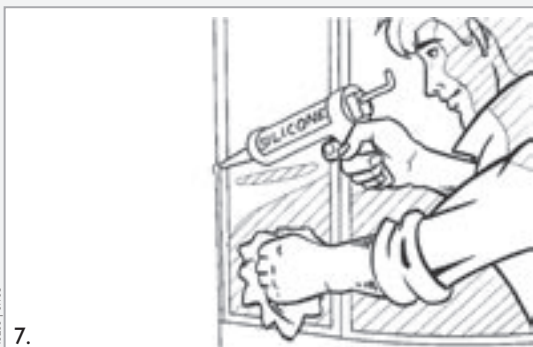


5.



6.

5. Extend telescopic door out to meet side panel. Line up side panel and door panel and clip corner together, drill and screw fixed panel and door panel together through pre-determined holes on inside of screen. On the inside, drill and screw return panel to wall jamb top, middle and bottom.
6. With the door expanded out, check end panel for level. Drill through the head rail and screw together. Open door, check that the door opens and closes and that the top edge of the door panel is level with the head rail.



7.

7. Apply silicone sealer around all of the outside joints of the shower door frame and jamb caps, leave for 24 hours. Take special care not to get silicone on clothing. If you get the sealer smeared anywhere on the frame, wipe off with a clean dry cloth then clean off residue with a cloth moistened with methylated spirits.
Note: Once the silicone has set it is not possible to clean it off. **SILICONE OUTSIDE OF SCREEN ONLY.**
Allow 24 hours for silicone to cure before use.

RM2386 | 10/15

HEAD OFFICE VIC
22 JERSEY ROAD
BAYSWATER VIC 3153
T. (03) 9729 6777 F. (03) 9729 0115

NSW/ACT
QLD
TAS
WA
T. (02) 9679 8888
T. (07) 3200 7555
T. (03) 6334 2992
T. (08) 9240 7299

F. (02) 9679 8700
F. (07) 3200 5777
F. (03) 6334 2994
F. (08) 9240 6144

SA
DARWIN
TOWNSVILLE
CAIRNS
T. (08) 8387 7344
T. (08) 8948 5062
T. (07) 4775 5784
T. (07) 4054 7890
F. (08) 8387 7355
F. (08) 8985 3465
F. (07) 4725 8480
F. (07) 4033 1711